

STATEMENT OF APPROPRIATIONS, ALLOTMENTS, OBLIGATIONS, DISBURSEMENTS AND BALANCES  
As at the Quarter Ending December 31, 2021

Department: Department of Health (DOH)  
Agency: Office of the Secretary  
Operating Unit: Metro Manila Centers for Health Development  
Organization Code (UACS): 13 001 0300013  
Fund Cluster: 01 Regular Agency Fund  
(e.g. UACS Fund Cluster: 01-Regular Agency Fund, 02-Foreign Assisted Projects Fund, 03-Special Account-Locally Funded/Domestic Grants Fund, and 04-Special Account-Foreign Assisted/Foreign Grants Fund)

	Current Year Appropriations
	Supplemental Appropriations
X	Continuing Appropriations

Particulars	UACS CODE	Appropriations			Allotments			Current Year Obligations							Current Year Disbursements					Balances				
		Authorized Appropriations	Adjustments (Transfer To/From, Realignment)	Adjusted Appropriations	Allotments Received	Adjustments (Withdrawal, Realignment)	Transfer To	Transfer From	Adjusted Total Allotments	1st Quarter Ending March 31	2nd Quarter Ending June 30	3rd Quarter Ending Sept. 30	4th Quarter Ending Dec. 31	TOTAL	1st Quarter Ending March 31	2nd Quarter Ending June 30	3rd Quarter Ending Sept. 30	4th Quarter Ending Dec. 31	TOTAL	Unreleased Appro	Unobligated Allotments	Unpaid Obligations		
		3	4	5=(3+4)	6	7	8	9	10=[(6+7)+8+9]	11	12	13	14	15=(11+12+13+14)	16	17	18	19	20=(16+17+18+19)	21=(5-10)	22=(10-15)	23	24	
I. Continuing Appropriations		131,440,182.37	1,783,818,628.88	1,825,059,811.25	131,440,182.37	1,000,000.00	0.00	1,792,818,628.88	1,825,059,811.25	81,218,795.73	1,363,896,017.25	269,603,437.51	152,179,323.70	1,866,700,574.19	96,278,386.92	1,269,509,543.57	82,716,767.96	268,946,302.96	1,671,451,001.41	0.00	68,368,237.06	872,768.85	192,276,805.93	
I. Agency Specific Budget		118,072,383.83	504,076,196.98	622,148,580.81	118,072,383.83	1,000,000.00	0.00	503,076,196.98	622,148,580.81	54,025,722.83	178,536,383.89	208,639,074.17	144,567,290.32	585,768,481.01	32,562,802.80	83,383,387.49	41,007,817.05	243,003,686.91	40,987,804.25	0.00	36,380,088.80	251,122.09	175,549,854.67	
General Administration and Support	10000000000000	3,807,520.81	0.00	3,807,520.81	3,807,520.81	0.00	0.00	3,807,520.81	3,807,520.81	46,777.86	0.00	0.00	0.00	230,000.00	0.00	0.00	230,000.00	0.00	230,000.00	0.00	2,923.60	0.00	0.00	
General Management and Supervision	1000001000011000	232,923.80	0.00	232,923.80	232,923.80	0.00	0.00	232,923.80	232,923.80	0.00	0.00	230,000.00	0.00	230,000.00	0.00	0.00	230,000.00	0.00	230,000.00	0.00	2,923.60	0.00	0.00	
MOOE		232,923.80	0.00	232,923.80	232,923.80	0.00	0.00	232,923.80	232,923.80	0.00	0.00	230,000.00	0.00	230,000.00	0.00	0.00	230,000.00	0.00	230,000.00	0.00	2,923.60	0.00	0.00	
Administration of Personnel Benefits	1000001000020000	3,574,597.21	0.00	3,574,597.21	3,574,597.21	0.00	0.00	3,574,597.21	3,574,597.21	46,777.86	0.00	477,832.65	3,049,886.70	3,574,597.21	46,777.86	0.00	390,228.27	2,889,151.32	3,326,158.45	0.00	0.00	248,438.76	0.00	
PS		3,574,597.21	0.00	3,574,597.21	3,574,597.21	0.00	0.00	3,574,597.21	3,574,597.21	46,777.86	0.00	477,832.65	3,049,886.70	3,574,597.21	46,777.86	0.00	390,228.27	2,889,151.32	3,326,158.45	0.00	0.00	248,438.76	0.00	
Sub-Total, General Administration and Support		3,807,520.81	0.00	3,807,520.81	3,807,520.81	0.00	0.00	3,807,520.81	3,807,520.81	46,777.86	0.00	707,832.65	3,049,886.70	3,804,597.21	46,777.86	0.00	620,228.27	2,889,151.32	3,596,158.45	0.00	2,923.60	248,438.76	0.00	
PS		3,574,597.21	0.00	3,574,597.21	3,574,597.21	0.00	0.00	3,574,597.21	3,574,597.21	46,777.86	0.00	477,832.65	3,049,886.70	3,574,597.21	46,777.86	0.00	390,228.27	2,889,151.32	3,326,158.45	0.00	0.00	248,438.76	0.00	
MOOE		232,923.80	0.00	232,923.80	232,923.80	0.00	0.00	232,923.80	232,923.80	0.00	0.00	230,000.00	0.00	230,000.00	0.00	0.00	230,000.00	0.00	230,000.00	0.00	2,923.60	0.00	0.00	
FinEx (if Applicable)		0.00	0.00	0.00	0.00	0.00	0.00	0.00	0.00	0.00	0.00	0.00	0.00	0.00	0.00	0.00	0.00	0.00	0.00	0.00	0.00	0.00	0.00	0.00
CO		0.00	0.00	0.00	0.00	0.00	0.00	0.00	0.00	0.00	0.00	0.00	0.00	0.00	0.00	0.00	0.00	0.00	0.00	0.00	0.00	0.00	0.00	0.00
Support to Operations	20000000000000	22,526,886.26	1,000,000.00	23,526,886.26	22,526,886.26	1,000,000.00	0.00	23,526,886.26	23,526,886.26	1,136,104.57	3,732,437.08	12,509,441.74	4,453,053.75	21,831,037.14	935,080.27	1,369,191.92	8,491,754.47	3,748,522.29	14,544,548.95	0.00	1,695,849.12	0.00	7,288,488.19	
Health Information Technology	2000001000010000	15,599,786.69	0.00	15,599,786.69	15,599,786.69	0.00	0.00	15,599,786.69	15,599,786.69	951,144.78	2,361,536.49	10,024,663.38	1,736,306.98	14,874,046.13	532,820.48	1,210,612.38	5,180,570.09	3,198,740.20	9,102,443.15	0.00	925,740.56	0.00	4,571,802.98	
MOOE		11,940,103.90	0.00	11,940,103.90	11,940,103.90	0.00	0.00	11,940,103.90	11,940,103.90	551,144.78	1,203,823.49	10,024,663.38	(70,729.02)	11,709,903.13	532,820.48	1,124,262.38	5,136,370.09	2,396,030.48	9,186,283.43	0.00	231,200.77	0.00	2,519,819.70	
CO		3,659,682.79	0.00	3,659,682.79	3,659,682.79	0.00	0.00	3,659,682.79	3,659,682.79	0.00	1,158,107.00	0.00	1,807,036.00	2,965,143.00	0.00	86,250.00	24,200.00	802,709.72	913,159.72	0.00	694,539.79	0.00	2,051,983.28	
Operations of Regional Offices	2000001000020000	6,927,099.57	1,000,000.00	7,927,099.57	6,927,099.57	1,000,000.00	0.00	7,927,099.57	7,927,099.57	584,959.79	1,370,508.59	2,484,777.86	2,716,746.77	7,156,991.01	402,559.79	158,579.54	3,331,184.38	549,762.09	4,442,105.80	0.00	532,140.32	0.00	2,072,853.45	
MOOE		6,927,099.57	0.00	6,927,099.57	6,927,099.57	0.00	0.00	6,927,099.57	6,927,099.57	584,959.79	1,370,508.59	2,364,777.86	2,974,715.01	6,394,959.25	402,559.79	158,579.54	3,331,184.38	429,762.09	4,322,105.80	0.00	237,968.24	0.00	642,031.76	
CO		0.00	1,000,000.00	1,000,000.00	0.00	1,000,000.00	0.00	1,000,000.00	1,000,000.00	0.00	0.00	120,000.00	762,031.76	0.00	0.00	0.00	120,000.00	120,000.00	0.00	0.00	0.00	0.00	0.00	
Sub-Total, Support to Operations		22,526,886.26	1,000,000.00	23,526,886.26	22,526,886.26	1,000,000.00	0.00	23,526,886.26	23,526,886.26	1,136,104.57	3,732,437.08	12,509,441.74	4,453,053.75	21,831,037.14	935,080.27	1,369,191.92	8,491,754.47	3,748,522.29	14,544,548.95	0.00	1,695,849.12	0.00	7,288,488.19	
PS		0.00	0.00	0.00	0.00	0.00	0.00	0.00	0.00	0.00	0.00	0.00	0.00	0.00	0.00	0.00	0.00	0.00	0.00	0.00	0.00	0.00	0.00	
MOOE		18,867,203.47	0.00	18,867,203.47	18,867,203.47	0.00	0.00	18,867,203.47	18,867,203.47	1,136,104.57	2,574,330.08	12,388,441.74	2,803,885.99	18,103,862.38	935,080.27	1,262,341.92	8,467,554.47	2,825,812.57	13,511,389.23	0.00	783,341.89	0.00	4,692,473.15	
FinEx (if Applicable)		0.00	0.00	0.00	0.00	0.00	0.00	0.00	0.00	0.00	0.00	0.00	0.00	0.00	0.00	0.00	0.00	0.00	0.00	0.00	0.00	0.00	0.00	
CO		3,659,682.79	1,000,000.00	4,659,682.79	3,659,682.79	1,000,000.00	0.00	4,659,682.79	4,659,682.79	0.00	1,158,107.00	120,000.00	2,449,067.76	3,727,174.76	0.00	86,250.00	24,200.00	922,709.72	1,033,159.72	0.00	932,508.03	0.00	2,694,015.04	
Operations	3000000000000000	91,737,976.76	503,076,196.98	594,814,143.74	91,737,976.76	0.00	0.00	503,076,196.98	594,814,143.74	52,842,840.40	174,803,956.61	195,421,796.78	137,064,248.87	960,132,846.66	31,580,944.67	82,024,205.57	31,895,933.31	236,368,013.30	391,867,096.85	0.00	34,581,297.06	2,683.33	168,263,096.48	
DO - Access to promotive and preventive health care services improved		82,002,753.48	232,626,497.39	314,629,250.87	82,002,753.48	0.00	0.00	232,626,497.39	314,629,250.87	33,116,960.34	98,232,165.74	15,079,336.15	133,211,864.47	279,640,926.74	27,497,463.77	85,450,868.93	15,958,193.31	129,877,289.77	258,783,813.78	0.00	34,388,324.13	2,683.33	20,854,429.83	
HEALTH POLICY AND STANDARDS		1,534,251.16	2,777,178.68	4,311,429.82	1,534,251.16	0.00	0.00	2,777,178.68	4,311,429.82	117,214.38	989,827.20	1,228,985.60	753,617.06	3,088,844.24	117,214.38	85,957.20	780,823.60	1,882,367.47	2,886,342.85	0.00	1,222,595.58	0.00	222,501.59	

This report was generated using the Unified Reporting System on 02/02/2022 02:02 version: FAR\_1.1.1 ; Status : SUBMITTED

Department: Department of Health (DOH)  
 Agency: Office of the Secretary  
 Operating Unit: Metro Manila Centers for Health Development  
 Organization Code (UACS): 13 001 0300013  
 Fund Cluster: 01 Regular Agency Fund

	Current Year Appropriations
	Supplemental Appropriations
X	Continuing Appropriations

(e.g. UACS Fund Cluster: 01-Regular Agency Fund, 02-Foreign Assisted Projects Fund, 03-Special Account-Locally Funded/Domestic Grants Fund, and 04-Special Account-Foreign Assisted/Foreign Grants Fund)

Particulars	UACS CODE	Appropriations		Allotments						Current Year Obligations					Current Year Disbursements					Balances			
		Authorized Appropriations	Adjustments (Transfer To/From, Realignment)	Adjusted Appropriations	Allotments Received	Adjustments (Withdrawal, Realignment)	Transfer To	Transfer From	Adjusted Total Allotments	1st Quarter Ending March 31	2nd Quarter Ending June 30	3rd Quarter Ending Sept. 30	4th Quarter Ending Dec. 31	TOTAL	1st Quarter Ending March 31	2nd Quarter Ending June 30	3rd Quarter Ending Sept. 30	4th Quarter Ending Dec. 31	TOTAL	Unreleased Appro	Unobligated Allotments	Unpaid Obligations	
		3	4	5=(3+4)	6	7	8	9	10=(8+(7)-4+9)	11	12	13	14	15=(11+12+13+14)	16	17	18	19	20=(16+17+18+19)	21=(5-10)	22=(10-15)	23	24
DEVELOPMENT PROGRAM		1,534,251.16	2,777,178.66	4,311,429.82	1,534,251.16	0.00	0.00	2,777,178.66	4,311,429.82	117,214.38	989,027.20	1,228,985.60	753,617.06	3,088,844.24	117,214.38	85,657.20	780,803.60	1,862,367.47	2,666,342.65	0.00	1,222,585.58	0.00	222,501.59
International Health Policy Development and Cooperation	310100100001000	0.00	862,478.28	862,478.28	0.00	0.00	0.00	862,478.28	862,478.28	0.00	0.00	0.00	37,240.70	37,240.70	0.00	0.00	0.00	35,246.29	35,246.29	0.00	825,237.56	0.00	1,994.41
MOOE		0.00	862,478.28	862,478.28	0.00	0.00	0.00	862,478.28	862,478.28	0.00	0.00	0.00	37,240.70	37,240.70	0.00	0.00	0.00	35,246.29	35,246.29	0.00	825,237.56	0.00	1,994.41
Health Sector Policy and Plan Development	310100100002000	0.00	0.00	0.00	0.00	0.00	0.00	0.00	0.00	0.00	0.00	0.00	0.00	0.00	0.00	0.00	0.00	0.00	0.00	0.00	0.00	0.00	0.00
MOOE		0.00	0.00	0.00	0.00	0.00	0.00	0.00	0.00	0.00	0.00	0.00	0.00	0.00	0.00	0.00	0.00	0.00	0.00	0.00	0.00	0.00	0.00
Health Sector Research Development	310100100003000	1,534,251.16	1,914,700.38	3,448,951.54	1,534,251.16	0.00	0.00	1,914,700.38	3,448,951.54	117,214.38	989,027.20	1,228,985.60	716,376.36	3,051,603.54	117,214.38	85,657.20	780,803.60	1,847,121.18	2,631,696.36	0.00	397,348.00	0.00	220,507.18
MOOE		1,534,251.16	1,914,700.38	3,448,951.54	1,534,251.16	0.00	0.00	1,914,700.38	3,448,951.54	117,214.38	989,027.20	1,228,985.60	716,376.36	3,051,603.54	117,214.38	85,657.20	780,803.60	1,847,121.18	2,631,696.36	0.00	397,348.00	0.00	220,507.18
HEALTH SYSTEMS STRENGTHENING PROGRAM		60,353,576.64	59,884,402.95	120,237,979.59	60,353,576.64	0.00	0.00	59,884,402.95	120,237,979.59	6,497,878.78	12,632,541.60	6,516,348.78	68,972,876.53	94,618,834.70	3,441,999.71	5,644,985.96	3,285,886.60	63,872,842.72	76,245,724.89	0.00	25,619,144.89	0.00	18,373,109.81
SERVICE DELIVERY SUB-PROGRAM		45,004,727.08	180,279.00	45,185,006.08	45,004,727.08	0.00	0.00	180,279.00	45,185,006.08	3,592,744.95	7,520,481.79	2,057,878.84	6,484,877.98	19,665,983.56	577,366.55	1,448,308.79	1,348,891.93	5,930,070.77	5,304,637.04	0.00	1,874.62	0.00	0.00
Health Facility Policy and Plan Development	310201100001000	587,288.30	0.00	587,288.30	587,288.30	0.00	0.00	0.00	587,288.30	151,839.70	231,755.36	201,818.62	0.00	585,413.68	145,846.66	237,748.40	179,841.82	21,976.80	585,413.68	0.00	1,874.62	0.00	0.00
MOOE		587,288.30	0.00	587,288.30	587,288.30	0.00	0.00	0.00	587,288.30	151,839.70	231,755.36	201,818.62	0.00	585,413.68	145,846.66	237,748.40	179,841.82	21,976.80	585,413.68	0.00	1,874.62	0.00	0.00
Health Facilities Enhancement Program	310201100002000	41,247,162.80	0.00	41,247,162.80	41,247,162.80	0.00	0.00	0.00	41,247,162.80	2,678,319.85	6,572,377.68	333,748.08	6,168,588.00	15,753,034.61	72,923.33	118,874.20	415,424.08	4,886,102.50	5,493,324.11	0.00	25,484,128.19	0.00	10,259,710.50
MOOE		41,247,162.80	0.00	41,247,162.80	41,247,162.80	0.00	0.00	0.00	41,247,162.80	2,678,319.85	6,572,377.68	333,748.08	6,168,588.00	15,753,034.61	72,923.33	118,874.20	415,424.08	4,886,102.50	5,493,324.11	0.00	25,484,128.19	0.00	10,259,710.50
CO		40,613,924.00	0.00	40,613,924.00	40,613,924.00	0.00	0.00	0.00	40,613,924.00	2,602,400.00	6,456,500.00	0.00	6,078,588.00	15,137,488.00	0.00	0.00	0.00	4,796,102.50	4,877,777.50	0.00	25,476,436.00	0.00	10,259,710.50
Local Health Systems Development and Assistance	310201100003000	711,552.23	0.00	711,552.23	711,552.23	0.00	0.00	0.00	711,552.23	393,300.00	196,750.00	93,600.00	9,900.00	693,640.00	0.00	590,090.00	93,600.00	9,900.00	693,590.00	0.00	17,812.23	0.00	90.00
MOOE		711,552.23	0.00	711,552.23	711,552.23	0.00	0.00	0.00	711,552.23	393,300.00	196,750.00	93,600.00	9,900.00	693,640.00	0.00	590,090.00	93,600.00	9,900.00	693,590.00	0.00	17,812.23	0.00	90.00
Pharmaceutical Management	310201100004000	2,458,723.72	180,279.00	2,639,002.72	2,458,723.72	0.00	0.00	180,279.00	2,639,002.72	369,286.40	519,568.75	1,428,711.14	316,299.98	2,633,865.27	358,595.95	501,636.19	660,026.03	1,012,091.47	2,532,349.25	0.00	5,107.45	0.00	101,546.02
MOOE		2,458,723.72	180,279.00	2,639,002.72	2,458,723.72	0.00	0.00	180,279.00	2,639,002.72	369,286.40	519,568.75	1,428,711.14	316,299.98	2,633,865.27	358,595.95	501,636.19	660,026.03	1,012,091.47	2,532,349.25	0.00	5,107.45	0.00	101,546.02
HEALTH HUMAN RESOURCE SUB-PROGRAM		14,339,280.84	59,704,123.95	74,043,404.79	14,339,280.84	0.00	0.00	59,704,123.95	74,043,404.79	2,904,321.83	4,190,114.81	4,458,470.95	62,477,696.55	74,030,906.14	2,864,634.16	4,196,687.07	1,778,511.42	57,178,451.95	66,019,284.60	0.00	12,498.65	0.00	8,017,621.54
Human Resources for Health (HRH) Deployment	310202100001000	10,471,286.06	59,704,123.95	70,175,410.01	10,471,286.06	0.00	0.00	59,704,123.95	70,175,410.01	2,904,321.83	4,190,114.81	4,458,470.95	62,477,696.55	74,030,906.14	2,864,634.16	4,196,687.07	1,778,511.42	57,178,451.95	66,019,284.60	0.00	12,498.65	0.00	8,017,621.54
PS		2,769,326.50	0.00	2,769,326.50	2,769,326.50	0.00	0.00	0.00	2,769,326.50	0.00	0.00	0.00	2,767,561.66	2,767,561.66	0.00	0.00	0.00	2,767,561.66	2,767,561.66	0.00	10,733.81	0.00	7,635,199.95
MOOE		2,769,326.50	0.00	2,769,326.50	2,769,326.50	0.00	0.00	0.00	2,769,326.50	0.00	0.00	0.00	2,767,561.66	2,767,561.66	0.00	0.00	0.00	2,767,561.66	2,767,561.66	0.00	10,733.81	0.00	7,635,199.95
Human Resources for Health (HRH) and Institutional Capacity Management	310202100002000	3,867,994.78	0.00	3,867,994.78	3,867,994.78	0.00	0.00	0.00	3,867,994.78	0.00	0.00	3,861,881.84	6,312.94	3,867,994.78	0.00	0.00	1,183,507.08	2,308,026.11	3,491,533.19	0.00	0.00	0.00	376,461.59
MOOE		3,867,994.78	0.00	3,867,994.78	3,867,994.78	0.00	0.00	0.00	3,867,994.78	0.00	0.00	3,861,881.84	6,312.94	3,867,994.78	0.00	0.00	1,183,507.08	2,308,026.11	3,491,533.19	0.00	0.00	0.00	376,461.59
HEALTH PROMOTION SUB-PROGRAM		1,009,568.75	0.00	1,009,568.75	1,009,568.75	0.00	0.00	0.00	1,009,568.75	0.00	921,945.00	0.00	0.00	921,945.00	0.00	0.00	158,483.25	763,320.00	921,803.25	0.00	87,623.75	0.00	141.75
Health Promotion	310203100001000	1,009,568.75	0.00	1,009,568.75	1,009,568.75	0.00	0.00	0.00	1,009,568.75	0.00	921,945.00	0.00	0.00	921,945.00	0.00	0.00	158,483.25	763,320.00	921,803.25	0.00	87,623.75	0.00	141.75
MOOE		1,009,568.75	0.00	1,009,568.75	1,009,568.75	0.00	0.00	0.00	1,009,568.75	0.00	921,945.00	0.00	0.00	921,945.00	0.00	0.00	158,483.25	763,320.00	921,803.25	0.00	87,623.75	0.00	141.75
PUBLIC HEALTH PROGRAM		19,207,090.54	169,364,915.78	188,572,006.32	19,207,090.54	0.00	0.00	169,364,915.78	188,572,006.32	26,502,679.18	84,346,596.94	6,702,526.42	63,481,767.44	181,033,599.90	23,538,248.68	79,719,913.87	11,564,844.94	63,713,122.04	178,936,130.53	0.00	7,538,436.33	2,683.33	2,094,796.13
PUBLIC HEALTH MANAGEMENT SUB-PROGRAM		14,613,769.47	34,375,261.78	48,989,031.25	14,613,769.47	0.00	0.00	34,375,261.78	48,989,031.25	309,596.30	6,078,533.61	3,151,583.43	31,982,113.44	41,531,786.78	42,647.18	355,133.11	8,803,591.94	31,367,180.04	40,568,552.27	0.00	7,457,244.47	2,683.33	930,551.18
Public Health Management	310301100001000	14,613,769.47	34,375,261.78	48,989,031.25	14,613,769.47	0.00	0.00	34,375,261.78	48,989,031.25	309,596.30	6,078,533.61	3,151,583.43	31,982,113.44	41,531,786.78	42,647.18	355,133.11	8,803,591.94	31,367,180.04	40,568,552.27	0.00	7,457,244.47	2,683.33	930,551.18

Department: Department of Health (DOH)  
 Agency: Office of the Secretary  
 Operating Unit: Metro Manila Centers for Health Development  
 Organization Code (UAOS): 13 001 0300013  
 Fund Cluster: 01 Regular Agency Fund

	Current Year Appropriations
	Supplemental Appropriations
X	Continuing Appropriations

(e.g. UAOS Fund Cluster: 01-Regular Agency Fund, 02-Foreign Assisted Projects Fund, 03-Special Account-Locally Funded/Domestic Grants Fund, and 04-Special Account-Foreign Assisted/Foreign Grants Fund)

Particulars	UAOS CODE	Appropriations			Allotments			Current Year Obligations							Current Year Disbursements					Balances			
		Authorized Appropriations	Adjustments (Transfer To/From, Realignment)	Adjusted Appropriations	Allotments Received	Adjustments (Withdrawal, Realignment)	Transfer To	Transfer From	Adjusted Total Allotments	1st Quarter Ending March 31	2nd Quarter Ending June 30	3rd Quarter Ending Sept. 30	4th Quarter Ending Dec. 31	TOTAL	1st Quarter Ending March 31	2nd Quarter Ending June 30	3rd Quarter Ending Sept. 30	4th Quarter Ending Dec. 31	TOTAL	Unreleased Appro	Unobligated Allotments	Unpaid Obligations	
																						Due and Demandable	Not Yet Due and Demandable
1	2	3	4	5=(3+4)	6	7	8	9	10=[(6+)-(7)-8+9]	11	12	13	14	15=(11+12+13+14)	16	17	18	19	20=(16+17+18+19)	21=(5-10)	22=(10-15)	23	24
PS		2,883.33	0.00	2,883.33	2,883.33	0.00	0.00	0.00	2,883.33	100.00	0.00	100.00	2,683.33	2,883.33	100.00	0.00	100.00	0.00	300.00	0.00	0.00	2,683.33	0.00
MOOE		14,610,886.14	34,375,261.78	48,986,147.92	14,610,886.14	0.00	0.00	34,375,261.78	48,986,147.92	309,456.30	6,078,533.61	3,151,483.43	31,989,430.11	41,528,903.45	42,547.19	355,133.11	8,803,491.94	31,997,180.04	40,589,352.27	0.00	7,457,244.47	0.00	930,951.18
NATIONAL IMMUNIZATION SUB-PROGRAM		185,886.00	103,800,000.00	103,785,886.00	185,886.00	0.00	0.00	103,800,000.00	103,785,886.00	24,812,506.81	75,758,819.79	3,052,148.00	100,000.00	103,723,274.80	22,527,496.05	76,870,869.86	2,262,498.00	926,288.00	102,586,910.91	0.00	62,811.40	0.00	1,136,363.09
National Immunization	31030100001000	185,886.00	103,800,000.00	103,785,886.00	185,886.00	0.00	0.00	103,800,000.00	103,785,886.00	24,812,506.81	75,758,819.79	3,052,148.00	100,000.00	103,723,274.80	22,527,496.05	76,870,869.86	2,262,498.00	926,288.00	102,586,910.91	0.00	62,811.40	0.00	1,136,363.09
MOOE		185,886.00	103,800,000.00	103,785,886.00	185,886.00	0.00	0.00	103,800,000.00	103,785,886.00	24,812,506.81	75,758,819.79	3,052,148.00	100,000.00	103,723,274.80	22,527,496.05	76,870,869.86	2,262,498.00	926,288.00	102,586,910.91	0.00	62,811.40	0.00	1,136,363.09
FAMILY HEALTH SUB-PROGRAM		1,566,953.24	7,866,513.00	9,433,466.24	1,566,953.24	0.00	0.00	7,866,513.00	9,433,466.24	855,137.60	676,843.64	30,000.00	7,866,513.00	9,428,494.24	855,137.00	676,843.64	30,000.00	7,866,513.00	9,428,493.64	0.00	4,972.00	0.00	0.00
Family Health, Nutrition and Responsible Parenting	310304100001000	1,566,953.24	7,866,513.00	9,433,466.24	1,566,953.24	0.00	0.00	7,866,513.00	9,433,466.24	855,137.60	676,843.64	30,000.00	7,866,513.00	9,428,494.24	855,137.00	676,843.64	30,000.00	7,866,513.00	9,428,493.64	0.00	4,972.00	0.00	0.00
MOOE		1,566,953.24	7,866,513.00	9,433,466.24	1,566,953.24	0.00	0.00	7,866,513.00	9,433,466.24	855,137.60	676,843.64	30,000.00	7,866,513.00	9,428,494.24	855,137.00	676,843.64	30,000.00	7,866,513.00	9,428,493.64	0.00	4,972.00	0.00	0.00
ELIMINATION OF INFECTIOUS DISEASES SUB-PROGRAM		0.00	20,103,591.00	20,103,591.00	0.00	0.00	0.00	20,103,591.00	20,103,591.00	0.00	0.00	0.00	20,103,591.00	20,103,591.00	0.00	0.00	0.00	20,103,591.00	20,103,591.00	0.00	0.00	0.00	0.00
Rabies Control	310305100002000	0.00	20,103,591.00	20,103,591.00	0.00	0.00	0.00	20,103,591.00	20,103,591.00	0.00	0.00	0.00	20,103,591.00	20,103,591.00	0.00	0.00	0.00	20,103,591.00	20,103,591.00	0.00	0.00	0.00	0.00
MOOE		0.00	20,103,591.00	20,103,591.00	0.00	0.00	0.00	20,103,591.00	20,103,591.00	0.00	0.00	0.00	20,103,591.00	20,103,591.00	0.00	0.00	0.00	20,103,591.00	20,103,591.00	0.00	0.00	0.00	0.00
PREVENTION AND CONTROL OF INFECTIOUS DISEASES SUB-PROGRAM		2,840,481.83	3,419,550.00	6,260,031.83	2,840,481.83	0.00	0.00	3,419,550.00	6,260,031.83	525,478.47	1,832,599.90	468,795.00	3,419,550.00	6,246,423.37	512,970.45	1,817,267.26	468,795.00	3,419,550.00	6,218,582.71	0.00	13,608.46	0.00	27,840.66
Prevention and Control of Other Infectious Disease	310306100001000	2,840,481.83	3,419,550.00	6,260,031.83	2,840,481.83	0.00	0.00	3,419,550.00	6,260,031.83	525,478.47	1,832,599.90	468,795.00	3,419,550.00	6,246,423.37	512,970.45	1,817,267.26	468,795.00	3,419,550.00	6,218,582.71	0.00	13,608.46	0.00	27,840.66
MOOE		2,840,481.83	3,419,550.00	6,260,031.83	2,840,481.83	0.00	0.00	3,419,550.00	6,260,031.83	525,478.47	1,832,599.90	468,795.00	3,419,550.00	6,246,423.37	512,970.45	1,817,267.26	468,795.00	3,419,550.00	6,218,582.71	0.00	13,608.46	0.00	27,840.66
EPIDEMIOLOGY AND SURVEILLANCE PROGRAM		615,217.81	0.00	615,217.81	615,217.81	0.00	0.00	0.00	615,217.81	0.00	0.00	611,814.37	3,603.44	615,217.81	0.00	0.00	302,658.17	292,497.54	595,155.71	0.00	0.00	0.00	20,062.10
Epidemiology and Surveillance	310400100001000	615,217.81	0.00	615,217.81	615,217.81	0.00	0.00	0.00	615,217.81	0.00	0.00	611,814.37	3,603.44	615,217.81	0.00	0.00	302,658.17	292,497.54	595,155.71	0.00	0.00	0.00	20,062.10
MOOE		615,217.81	0.00	615,217.81	615,217.81	0.00	0.00	0.00	615,217.81	0.00	0.00	611,814.37	3,603.44	615,217.81	0.00	0.00	302,658.17	292,497.54	595,155.71	0.00	0.00	0.00	20,062.10
HEALTH EMERGENCY MANAGEMENT PROGRAM		292,617.33	0.00	292,617.33	292,617.33	0.00	0.00	0.00	292,617.33	0.00	0.00	284,460.00	20,460.00	284,460.00	0.00	0.00	24,000.00	116,460.00	140,460.00	0.00	8,157.33	0.00	144,000.00
Health Emergency Preparedness and Response	310500100001000	292,617.33	0.00	292,617.33	292,617.33	0.00	0.00	0.00	292,617.33	0.00	0.00	284,460.00	20,460.00	284,460.00	0.00	0.00	24,000.00	116,460.00	140,460.00	0.00	8,157.33	0.00	144,000.00
MOOE		292,617.33	0.00	292,617.33	292,617.33	0.00	0.00	0.00	292,617.33	0.00	0.00	284,460.00	20,460.00	284,460.00	0.00	0.00	24,000.00	116,460.00	140,460.00	0.00	8,157.33	0.00	144,000.00
OO : Access to curative and rehabilitative health care services improved		219,140.80	0.00	219,140.80	219,140.80	0.00	0.00	0.00	219,140.80	82,880.06	126,500.87	0.00	2,846.40	212,227.33	80,480.90	123,338.64	0.00	4,045.96	207,865.52	0.00	6,913.47	0.00	4,361.81
HEALTH FACILITIES OPERATION PROGRAM		219,140.80	0.00	219,140.80	219,140.80	0.00	0.00	0.00	219,140.80	82,880.06	126,500.87	0.00	2,846.40	212,227.33	80,480.90	123,338.64	0.00	4,045.96	207,865.52	0.00	6,913.47	0.00	4,361.81
CURATIVE HEALTH CARE SUB-PROGRAM		219,140.80	0.00	219,140.80	219,140.80	0.00	0.00	0.00	219,140.80	82,880.06	126,500.87	0.00	2,846.40	212,227.33	80,480.90	123,338.64	0.00	4,045.96	207,865.52	0.00	6,913.47	0.00	4,361.81
Operations of Blood Centers and National Voluntary Blood Services Program	330101100001000	219,140.80	0.00	219,140.80	219,140.80	0.00	0.00	0.00	219,140.80	82,880.06	126,500.87	0.00	2,846.40	212,227.33	80,480.90	123,338.64	0.00	4,045.96	207,865.52	0.00	6,913.47	0.00	4,361.81
MOOE		219,140.80	0.00	219,140.80	219,140.80	0.00	0.00	0.00	219,140.80	82,880.06	126,500.87	0.00	2,846.40	212,227.33	80,480.90	123,338.64	0.00	4,045.96	207,865.52	0.00	6,913.47	0.00	4,361.81
OO : Access to safe and quality health commodities, devices and facilities ensured		915,082.48	0.00	915,082.48	915,082.48	0.00	0.00	0.00	915,082.48	140,000.00	295,290.00	331,694.00	0.00	766,984.00	0.00	0.00	427,240.00	244,744.00	671,984.00	0.00	148,098.48	0.00	95,000.00
HEALTH REGULATORY PROGRAM		915,082.48	0.00	915,082.48	915,082.48	0.00	0.00	0.00	915,082.48	140,000.00	295,290.00	331,694.00	0.00	766,984.00	0.00	0.00	427,240.00	244,744.00	671,984.00	0.00	148,098.48	0.00	95,000.00
HEALTH FACILITIES AND SERVICES REGULATION SUB-PROGRAM		915,082.48	0.00	915,082.48	915,082.48	0.00	0.00	0.00	915,082.48	140,000.00	295,290.00	331,694.00	0.00	766,984.00	0.00	0.00	427,240.00	244,744.00	671,984.00	0.00	148,098.48	0.00	95,000.00
Regulation of Regional Health Facilities and	330101100002000	915,082.48	0.00	915,082.48	915,082.48	0.00	0.00	0.00	915,082.48	140,000.00	295,290.00	331,694.00	0.00	766,984.00	0.00	0.00	427,240.00	244,744.00	671,984.00	0.00	148,098.48	0.00	95,000.00

This report was generated using the Unified Reporting System on 02/02/2022 02:02 version.FAR.1.1 ; Status : SUBMITTED

Department: Department of Health (DOH)  
 Agency: Office of the Secretary  
 Operating Unit: Metro Manila Centers for Health Development  
 Organization Code (UACS): 13 001 0300013  
 Fund Cluster: 01 Regular Agency Fund

	Current Year Appropriations
	Supplemental Appropriations
X	Continuing Appropriations


Particulars	UACS CODE	Appropriations					Allotments		Current Year Obligations							Current Year Disbursements					Balances			
		Authorized Appropriations	Adjustments (Transfer To/From, Reassignment)	Adjusted Appropriations	Allotments Received	Adjustments (Withdrawal, Reassignment)	Transfer To	Transfer From	Adjusted Total Allotments	1st Quarter Ending March 31	2nd Quarter Ending June 30	3rd Quarter Ending Sept. 30	4th Quarter Ending Dec. 31	TOTAL	1st Quarter Ending March 31	2nd Quarter Ending June 30	3rd Quarter Ending Sept. 30	4th Quarter Ending Dec. 31	TOTAL	Unreleased Apprs	Unobligated Allotments	Unpaid Obligations		
																						Due and Demandable	Not Yet Due and Demandable	
1	2	3	4	5=(3+4)	6	7	8	9	10=[(6+)-(7)+8]	11	12	13	14	15=(11+12+13+14)	16	17	18	19	20=(16+17+18+19)	21=(5-10)	22=(10-15)	23	24	
Services																								
MOOE		915,082.48	0.00	915,082.48	915,082.48	0.00	0.00	0.00	915,082.48	140,000.00	295,290.00	331,894.00	0.00	766,984.00	0.00	0.00	427,240.00	244,744.00	671,984.00	0.00	148,098.48	0.00	95,000.00	
OO : Access to social health protection assured		8,601,000.00	271,049,669.59	279,650,669.59	8,601,000.00	0.00	0.00	271,049,669.59	279,650,669.59	19,503,000.00	76,150,000.00	180,010,169.59	3,849,539.00	279,512,708.59	4,003,000.00	6,450,000.00	15,510,500.00	106,239,933.55	132,203,433.55	0.00	137,861.00	0.00	147,309,275.04	
SOCIAL HEALTH PROTECTION PROGRAM		8,601,000.00	271,049,669.59	279,650,669.59	8,601,000.00	0.00	0.00	271,049,669.59	279,650,669.59	19,503,000.00	76,150,000.00	180,010,169.59	3,849,539.00	279,512,708.59	4,003,000.00	6,450,000.00	15,510,500.00	106,239,933.55	132,203,433.55	0.00	137,861.00	0.00	147,309,275.04	
Assistance to Indigent Patients either Confined or Out-Patient in Government Hospitals (Special Hospitals/LGU Hospitals/Philippine General Hospital/West Visayas State University Hospital)	340100100001000	8,601,000.00	271,049,669.59	279,650,669.59	8,601,000.00	0.00	0.00	271,049,669.59	279,650,669.59	19,503,000.00	76,150,000.00	180,010,169.59	3,849,539.00	279,512,708.59	4,003,000.00	6,450,000.00	15,510,500.00	106,239,933.55	132,203,433.55	0.00	137,861.00	0.00	147,309,275.04	
MOOE		8,601,000.00	271,049,669.59	279,650,669.59	8,601,000.00	0.00	0.00	271,049,669.59	279,650,669.59	19,503,000.00	76,150,000.00	180,010,169.59	3,849,539.00	279,512,708.59	4,003,000.00	6,450,000.00	15,510,500.00	106,239,933.55	132,203,433.55	0.00	137,861.00	0.00	147,309,275.04	
Sub-Total, Operations		91,737,976.76	503,076,166.98	594,814,143.74	91,737,976.76	0.00	0.00	503,076,166.98	594,814,143.74	52,842,840.40	174,803,596.61	195,421,799.78	137,064,249.87	560,132,845.66	31,580,944.87	82,024,205.57	31,895,933.31	236,366,013.30	391,867,696.85	2,683.33	34,881,297.08	2,683.33	168,263,096.48	
PS		2,772,209.83	0.00	2,772,209.83	2,772,209.83	0.00	0.00	0.00	0.00	100.00	0.00	0.00	2,770,244.99	0.00	0.00	100.00	0.00	2,767,981.66	2,284.17	0.00	0.00	0.00	0.00	
MOOE		48,351,842.83	503,076,166.98	551,428,009.81	48,351,842.83	0.00	0.00	503,076,166.98	551,428,009.81	50,240,340.40	168,347,456.61	195,421,899.78	128,215,416.88	542,224,913.67	31,580,844.87	82,024,205.57	31,814,158.31	228,802,349.14	384,221,557.69	0.00	0.00	0.00	0.00	
FinEx (if Applicable)		0.00	0.00	0.00	0.00	0.00	0.00	0.00	0.00	0.00	0.00	0.00	0.00	0.00	0.00	0.00	0.00	0.00	0.00	0.00	0.00	0.00	0.00	
CO		40,613,824.00	0.00	40,613,824.00	40,613,824.00	0.00	0.00	0.00	40,613,824.00	2,622,400.00	6,456,500.00	0.00	6,078,586.00	15,137,488.00	0.00	0.00	61,675.00	4,796,102.50	4,877,777.50	0.00	25,476,436.00	0.00	10,258,714.50	
II. Special Purpose Fund		13,367,798.54	1,289,542,461.90	1,302,910,260.44	13,367,798.54	0.00	0.00	1,289,542,461.90	1,302,910,260.44	27,193,072.90	1,185,162,623.56	60,964,363.34	7,612,033.38	1,280,932,093.16	23,715,594.12	1,172,116,146.08	41,708,850.91	25,942,616.05	1,263,483,197.16	0.00	21,978,167.26	0.00	721,644.76	
Operations	3000000000000000	13,367,798.54	1,289,542,461.90	1,302,910,260.44	13,367,798.54	0.00	0.00	1,289,542,461.90	1,302,910,260.44	27,193,072.90	1,185,162,623.56	60,964,363.34	7,612,033.38	1,280,932,093.16	23,715,594.12	1,172,116,146.08	41,708,850.91	25,942,616.05	1,263,483,197.16	0.00	21,978,167.26	0.00	721,644.76	
OO : Access to promotive and preventive health care services improved		13,367,798.54	1,289,542,461.90	1,302,910,260.44	13,367,798.54	0.00	0.00	1,289,542,461.90	1,302,910,260.44	27,193,072.90	1,185,162,623.56	60,964,363.34	7,612,033.38	1,280,932,093.16	23,715,594.12	1,172,116,146.08	41,708,850.91	25,942,616.05	1,263,483,197.16	0.00	21,978,167.26	0.00	721,644.76	
HEALTH SYSTEMS STRENGTHENING PROGRAM		8,365,570.21	(885,788.24)	7,479,781.97	8,365,570.21	0.00	0.00	(885,788.24)	7,479,781.97	11,131.58	182,542.81	1,700.00	7,225,290.79	7,421,065.18	11,131.58	0.00	1,700.00	6,686,588.84	6,699,420.42	0.00	58,716.79	0.00	721,644.76	
HEALTH HUMAN RESOURCE SUB-PROGRAM		8,365,570.21	(885,788.24)	7,479,781.97	8,365,570.21	0.00	0.00	(885,788.24)	7,479,781.97	11,131.58	182,542.81	1,700.00	7,225,290.79	7,421,065.18	11,131.58	0.00	1,700.00	6,686,588.84	6,699,420.42	0.00	58,716.79	0.00	721,644.76	
Human Resources for Health (HRH) Deployment	310202100001000	8,365,570.21	(885,788.24)	7,479,781.97	8,365,570.21	0.00	0.00	(885,788.24)	7,479,781.97	11,131.58	182,542.81	1,700.00	7,225,290.79	7,421,065.18	11,131.58	0.00	1,700.00	6,686,588.84	6,699,420.42	0.00	58,716.79	0.00	721,644.76	
PS		8,365,570.21	(885,788.24)	7,479,781.97	8,365,570.21	0.00	0.00	(885,788.24)	7,479,781.97	11,131.58	182,542.81	1,700.00	7,225,290.79	7,421,065.18	11,131.58	0.00	1,700.00	6,686,588.84	6,699,420.42	0.00	58,716.79	0.00	721,644.76	
HEALTH EMERGENCY MANAGEMENT PROGRAM		5,002,228.33	1,294,428,250.14	1,299,430,478.47	5,002,228.33	0.00	0.00	1,294,428,250.14	1,299,430,478.47	27,181,941.32	1,184,679,680.75	60,962,863.34	386,742.59	1,272,837,051.00	23,704,452.54	1,171,442,168.08	41,707,150.91	19,256,027.21	1,256,783,776.74	0.00	21,919,456.47	0.00	16,727,251.26	
Quick Response Fund	310500100002000	5,002,228.33	1,294,428,250.14	1,299,430,478.47	5,002,228.33	0.00	0.00	1,294,428,250.14	1,299,430,478.47	27,181,941.32	1,184,679,680.75	60,962,863.34	386,742.59	1,272,837,051.00	23,704,452.54	1,171,442,168.08	41,707,150.91	19,256,027.21	1,256,783,776.74	0.00	21,919,456.47	0.00	16,727,251.26	
PS		0.00	1,000,000.00	1,000,000.00	0.00	0.00	0.00	1,000,000.00	1,000,000.00	0.00	673,977.00	0.00	0.00	673,977.00	0.00	0.00	0.00	673,977.00	0.00	0.00	0.00	0.00	0.00	
MOOE		5,002,228.33	1,289,428,250.14	1,294,430,478.47	5,002,228.33	0.00	0.00	1,289,428,250.14	1,294,430,478.47	27,181,941.32	1,184,306,703.75	60,962,863.34	386,742.59	1,272,837,051.00	23,704,452.54	1,171,442,168.08	41,707,150.91	19,256,027.21	1,256,109,799.74	0.00	21,993,427.47	0.00	16,727,251.26	
Sub-Total, Operations		13,367,798.54	1,289,542,461.90	1,302,910,260.44	13,367,798.54	0.00	0.00	1,289,542,461.90	1,302,910,260.44	27,193,072.90	1,185,162,623.56	60,964,363.34	7,612,033.38	1,280,932,093.16	23,715,594.12	1,172,116,146.08	41,708,850.91	25,942,616.05	1,263,483,197.16	0.00	21,978,167.26	0.00	721,644.76	
PS		8,365,570.21	114,211.76	8,479,781.97	8,365,570.21	0.00	0.00	114,211.76	8,479,781.97	11,131.58	866,918.81	1,700.00	7,225,290.79	8,096,042.18	11,131.58	0.00	1,700.00	6,686,588.84	7,373,397.42	0.00	384,739.79	0.00	721,644.76	
MOOE		5,002,228.33	1,289,428,250.14	1,294,430,478.47	5,002,228.33	0.00	0.00	1,289,428,250.14	1,294,430,478.47	27,181,941.32	1,184,306,703.75	60,962,863.34	386,742.59	1,272,837,051.00	23,704,452.54	1,171,442,168.08	41,707,150.91	19,256,027.21	1,256,109,799.74	0.00	21,993,427.47	0.00	16,727,251.26	
FinEx (if Applicable)		0.00	0.00	0.00	0.00	0.00	0.00	0.00	0.00	0.00	0.00	0.00	0.00	0.00	0.00	0.00	0.00	0.00	0.00	0.00	0.00	0.00	0.00	
CO		0.00	0.00	0.00	0.00	0.00	0.00	0.00	0.00	0.00	0.00	0.00	0.00	0.00	0.00	0.00	0.00	0.00	0.00	0.00	0.00	0.00	0.00	


Department: Department of Health (DOH)  
 Agency: Office of the Secretary  
 Operating Unit: Metro Manila Centers for Health Development  
 Organization Code (UACS): 13 001 0300013  
 Fund Cluster: 01 Regular Agency Fund

	Current Year Appropriations
	Supplemental Appropriations
X	Continuing Appropriations


(e.g. UACS Fund Cluster: 01-Regular Agency Fund, 02-Foreign Assisted Projects Fund, 03-Special Account-Locally Funded/Domestic Grants Fund, and 04-Special Account-Foreign Assisted/Foreign Grants Fund)

Particulars	UACS CODE	Appropriations			Allotments			Current Year Obligations							Current Year Disbursements					Balances				
		Authorized Appropriations	Adjustments (Transfer To/From, Realignment)	Adjusted Appropriations	Allotments Received	Adjustments (Withdrawal, Realignment)	Transfer To	Transfer From	Adjusted Total Allotments	1st Quarter Ending March 31	2nd Quarter Ending June 30	3rd Quarter Ending Sept. 30	4th Quarter Ending Dec. 31	TOTAL	1st Quarter Ending March 31	2nd Quarter Ending June 30	3rd Quarter Ending Sept. 30	4th Quarter Ending Dec. 31	TOTAL	Unreleased Appro	Unobligated Allotments	Unpaid Obligations		
										10=([6]+[7]-[8]+[9])	11	12	13	14	15=(11+12+13+14)	16	17	18	19	20=(16+17+18+19)	21=(5-10)	22=(10-15)	23	24
GRAND TOTAL		131,440,182.37	1,793,618,628.88	1,925,058,811.25	131,440,182.37	1,000,000.00	0.00	1,792,618,628.88	1,925,058,811.25	81,218,795.73	1,309,620,017.29	289,803,437.51	152,179,323.70	1,866,700,574.19	96,278,386.82	1,265,500,543.87	82,716,767.96	268,946,302.86	1,673,651,001.41	0.00	58,358,237.06	972,786.85	192,276,805.93	
PS		14,712,377.26	114,211.76	14,826,589.01	14,712,377.25	0.00	0.00	114,211.76	14,826,589.01	58,009.44	856,976.81	479,832.65	13,045,222.48	14,440,084.38	58,009.44	673,977.00	392,028.27	12,343,301.82	13,467,317.53	0.00	386,504.63	972,786.85	0.00	
MOOE		72,454,188.33	1,792,504,417.12	1,864,958,615.45	72,454,188.33	0.00	0.00	1,792,504,417.12	1,864,958,615.45	78,558,386.29	1,359,227,490.44	289,003,894.86	130,806,146.46	1,833,395,827.09	56,220,377.48	1,264,149,316.57	82,218,803.69	250,884,188.62	1,694,972,746.66	0.00	31,962,788.40	0.00	178,323,080.39	
FinEx (if Applicable)		0.00	0.00	0.00	0.00	0.00	0.00	0.00	0.00	0.00	0.00	0.00	0.00	0.00	0.00	0.00	0.00	0.00	0.00	0.00	0.00	0.00	0.00	0.00
OO		44,273,606.78	1,000,000.00	45,273,606.78	44,273,606.78	1,000,000.00	0.00	45,273,606.78	2,602,400.00	7,614,607.00	120,000.00	8,527,895.76	18,864,662.76	0.00	86,250.00	109,875.00	5,718,812.22	5,910,969.22	0.00	26,408,944.03	0.00	12,953,725.54		

Certified Correct:  
  
 MA YEIZA A. PERALTA  
 Administrative Officer V  
 Date: 2022-01-30 12:19:01

Certified Correct:  
  
 MARJORIE G. FABUNAN, CPA  
 Accountant III  
 Date: 2022-01-30 12:19:01

Recommending Approval:  
  
 PHILIP F. BU, CPA  
 Chief Accountant III  
 Date: 2022-01-30 12:30:37

Approved By:  
  
 GLORIA J. BALBOA, MD, MPH, MHA, CEO VI, CESO III  
 Director IV  
 Date: 2022-01-30 20:30:51